

全日制學士學位、高級文憑、基礎課程文憑、職專文憑、文憑課程 (2020 年度入學)

注意事項：

- 申請人可於「統一收生計劃」期間登入「統一收生計劃課程選擇系統」(<https://caform.vtc.edu.hk>)遞交課程選擇。申請人填寫最多 2 項課程選擇，及為每項課程填寫一個分校志願。

「統一收生計劃」日期及時間

7 月 22 日(星期三)至 7 月 24 日(星期五) 上午 9 時至下午 6 時
7 月 25 日(星期六)至 7 月 27 日(星期一) 上午 9 時至中午 12 時

- 已遞交的課程選擇將不能再次更改，請小心填寫。申請人在「統一收生計劃」中只會獲派一個學位，於註冊限期前不能更改或取消該學位，或再次申請其他課程。
- 合資格的申請人能否被取錄需視乎申請人的學歷、其他學習經驗及成就、面試表現(如適用)以及課程學額供求情況。
- 成功獲取錄的申請人將於申請當日經電郵獲得取錄通知。
- 申請人如欲接受取錄學位，需於 **7 月 27 日(星期一)中午 12 時前**繳交所需款項並將繳費收據上傳至「網上入學申請系統」。如未能於限期前繳交所需款項並將繳費收據上傳至「網上入學申請系統」，所派學位即屬無效。


請按以下步驟遞交課程選擇

The image displays two screenshots of the VTC 'Unified Admission Plan' course selection system login page. Screenshot 1A shows the login type selection screen with options for 'Email and Password' and 'Personal Information'. Screenshot 1B shows the personal information entry screen with fields for 'Document Type and Number' (e.g., Hong Kong ID), 'Date of Birth', and 'Mobile Phone Number'. Both screens include a CAPTCHA verification step and a 'Login' button.

1 你可以選擇其中一個方法登入系統：

A 輸入你的登記電郵地址及密碼；或

B 輸入你於系統登記的個人資料：香港身份證號碼、出生日期及手提電話號碼，

然後輸入驗證碼，並按 **登入** 進入系統。如圖中所顯示的字元未能清楚顯示，可按「」更新字元。

VTC

AAA | EN 3 | 登出

請於登入後10分鐘內完成課程選擇及遞交表格，逾時未能完成請重新登入。
已遞交的課程選擇將不能再次更改，請小心填寫。申請人在「統一收生計劃」中只會獲派一個學位，於註冊限期前不能更改或取消該學位，或再次申請其他課程。

個人資料

申請人姓名 SURNAME O**** **

聯絡電話 6666****

電郵地址 I3650***@emailtest.vtc.edu.hk

申請狀況

請填寫課程選擇，你可選擇2項課程，及為每項課程填寫一個分校志願。

課程選擇

選擇 1 ↓

學科

課程名稱

分校選擇

選擇 2 ↑

學科

課程名稱

分校選擇

遞交

- 進入系統後，申請人請於 10 分鐘內完成課程選擇及遞交表格，逾時未能完成需重新登入。申請人可填寫最多 2 項課程選擇，及為每項課程填寫一個分校志願。
- 遞交課程選擇後，請登出系統。

Steps to login the “Central Admission Scheme” Programme Selection System to indicate the programme choice

Full-time Degree, Higher Diploma, Diploma of Foundation Studies, Diploma of Vocational Education, Diploma Programmes (2020 Entry)

Important Notes:

- Applicants may login to the “Central Admission Scheme” Programme Selection System (<https://caform.vtc.edu.hk>) to indicate the programme choice during “Central Admission Scheme” Period.

Date and Time of “Central Admission Scheme”


22 July (Wednesday) to 24 July (Friday) 9:00 a.m. to 6:00 p.m.
25 July (Saturday) to 27 July (Monday) 9:00 a.m. to 12:00 noon

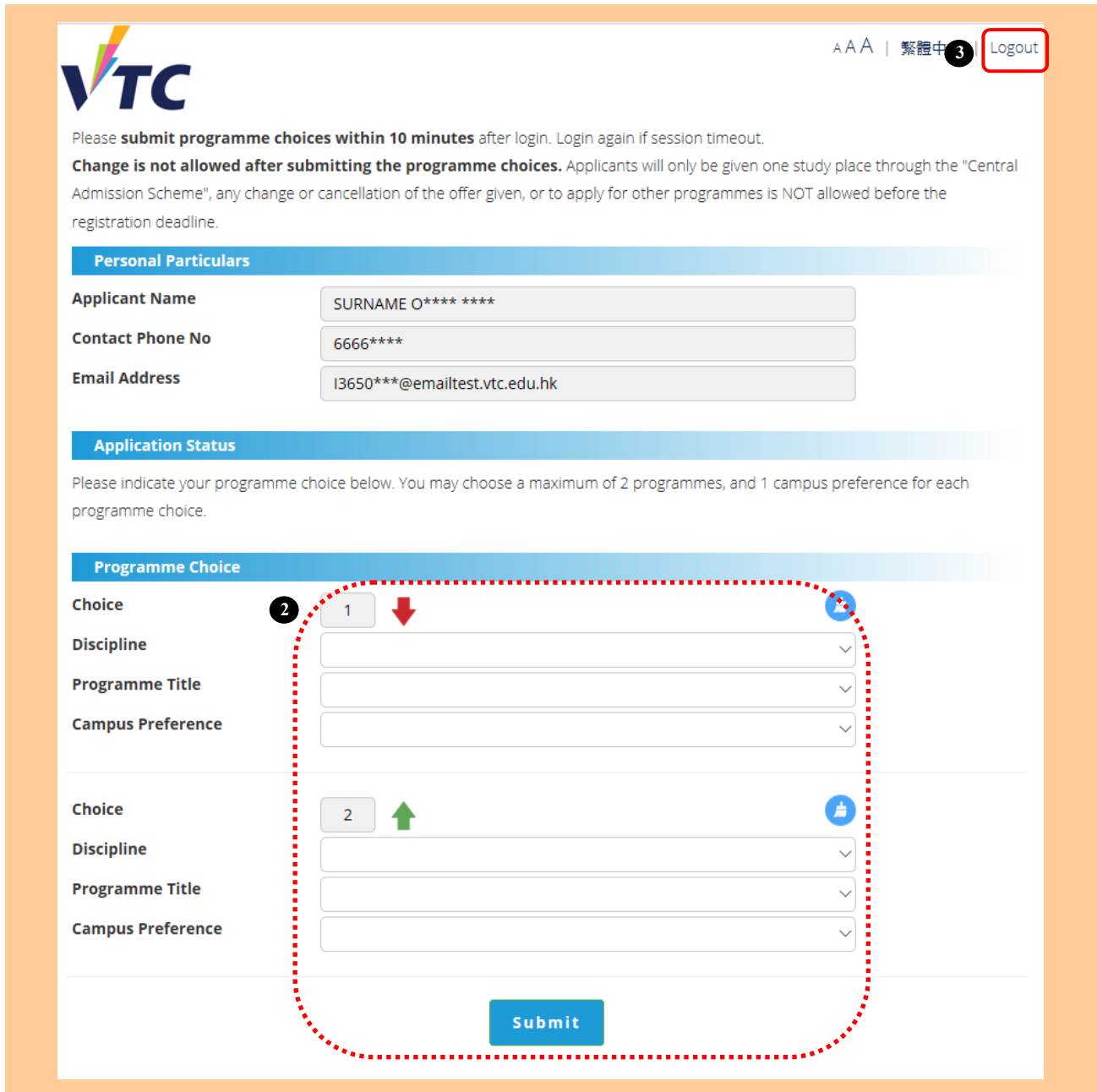
- Change is not allowed after submitting the programme choices. Applicants will only be given one study place through the “Central Admission Scheme”, any change or cancellation of the offer given, or to apply for other programmes is NOT allowed before the registration deadline.
- Offering of study place is subject to the applicants’ academic qualifications, other learning experiences and achievements, interview performance (if applicable) and availability of study places.
- Applicants who have been given an offer, will be informed by an e-mail on the application submission date.
- If applicants accept the offer given, applicants are required to pay the registration fee and upload the payment receipt to WebAS **by 12:00 noon, 27 July (Monday)**. Failure to pay the registration fee and upload the payment receipt to WebAS by the stipulated deadline will render the offer null and void.

Step to indicate the programme choice

The image displays two side-by-side screenshots of the VTC 'Central Admission Scheme' Programme Selection System login interface. Both screenshots feature the VTC logo and the system title. The left screenshot shows the 'Email & Password' login method selected, with input fields for 'Registered Email Address' and 'Password'. The right screenshot shows the 'Personal Particular' login method selected, with input fields for 'HKID', 'Date of Birth (DD/MM/YYYY)', and 'Mobile Phone No.'. Both screenshots include a verification code field with the code '639118' and a 'Login' button at the bottom.

Steps to login the “Central Admission Scheme” Programme Selection System to indicate the programme choice

- 1 You may choose one of the channels to login the system:
 - A Enter your Registered Email Address and Password; OR
 - B Enter your personal particulars: HKID No., Date of Birth and Mobile Phone No., and enter Verification Code.Then click **Login** to enter the system. If you cannot see the code, you may click “” to refresh it.



The screenshot shows the VTC Central Admission Scheme Programme Selection System interface. At the top right, there is a language selector set to '繁體中' (Traditional Chinese) and a 'Logout' button. Below the VTC logo, a message states: 'Please submit programme choices within 10 minutes after login. Login again if session timeout. Change is not allowed after submitting the programme choices. Applicants will only be given one study place through the "Central Admission Scheme", any change or cancellation of the offer given, or to apply for other programmes is NOT allowed before the registration deadline.'

The 'Personal Particulars' section contains three input fields: 'Applicant Name' (SURNAME O**** ****), 'Contact Phone No' (6666****), and 'Email Address' (I3650***@emailtest.vtc.edu.hk).

The 'Application Status' section contains a message: 'Please indicate your programme choice below. You may choose a maximum of 2 programmes, and 1 campus preference for each programme choice.'

The 'Programme Choice' section contains two choice cards. The first card is labeled '1' with a red downward arrow and a blue trash icon. The second card is labeled '2' with a green upward arrow and a blue trash icon. Each card has three dropdown menus for 'Discipline', 'Programme Title', and 'Campus Preference'. A red dashed box highlights the two choice cards and the 'Submit' button at the bottom.

- 2 Please submit programme choices within 10 minutes after login. Login again if session timeout. Applicants may choose a maximum of 2 programmes, and 1 campus preference for each programme choice.
- 3 Please logout the system after use.