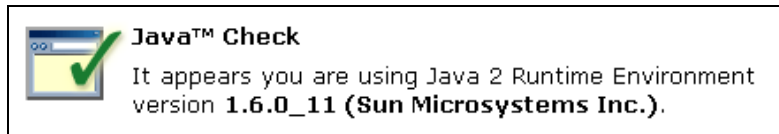
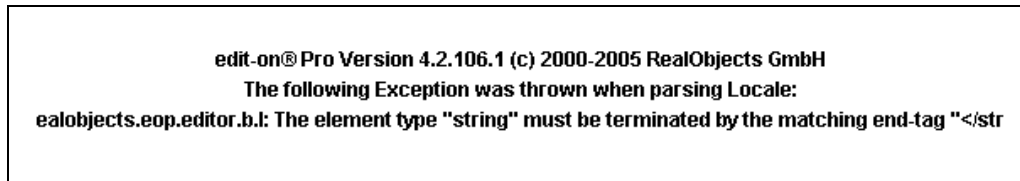




Problem: I have installed the latest JRE version (1.6.0_11) which passed the Java Check.



I found that I could not use the HTML Creator of WebCT. The following error message appears. By the way, I am using Chinese Windows.



What should I do?

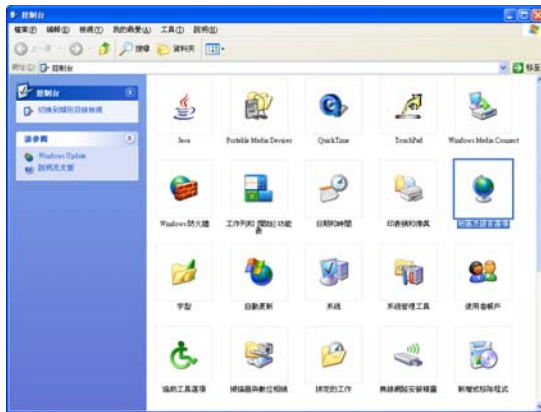
Solution:

Students JRE 1.6.0._11 works well with English Windows. The problem arises because you are using Chinese Windows. All you need to do is to change your PC settings.

Step 1: Click "開始" and go to the "控制台".

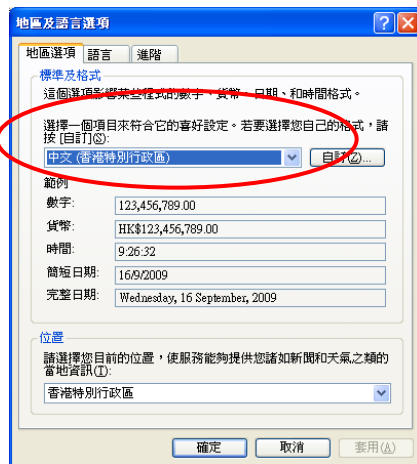


Step 2: Click "地區及語言選項" option.

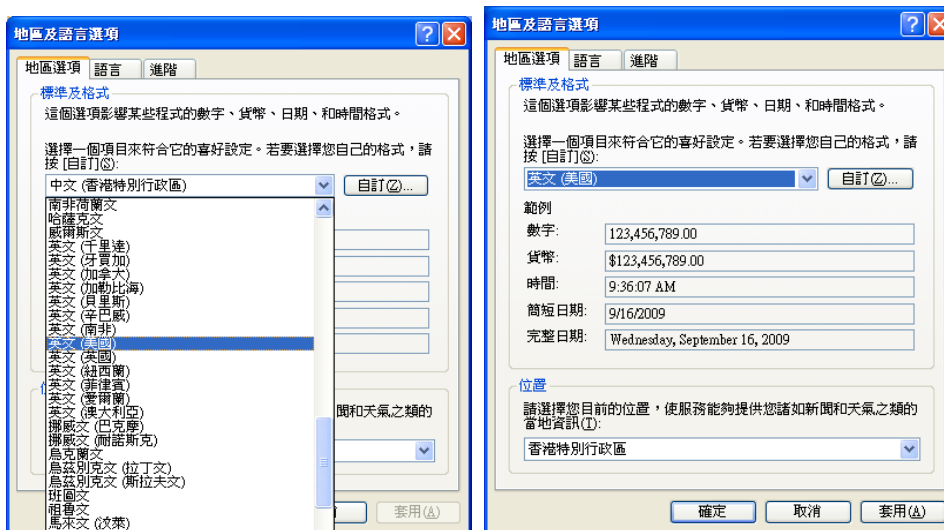


The following windows pop up.

Notice that your current settings is “中文(香港特別行政區)”.



Step 3: Expand the option menu and change the setting to 英文(美國) or 英文(英國).



Consequently, the HTML Creator of WebCT can be used.

